

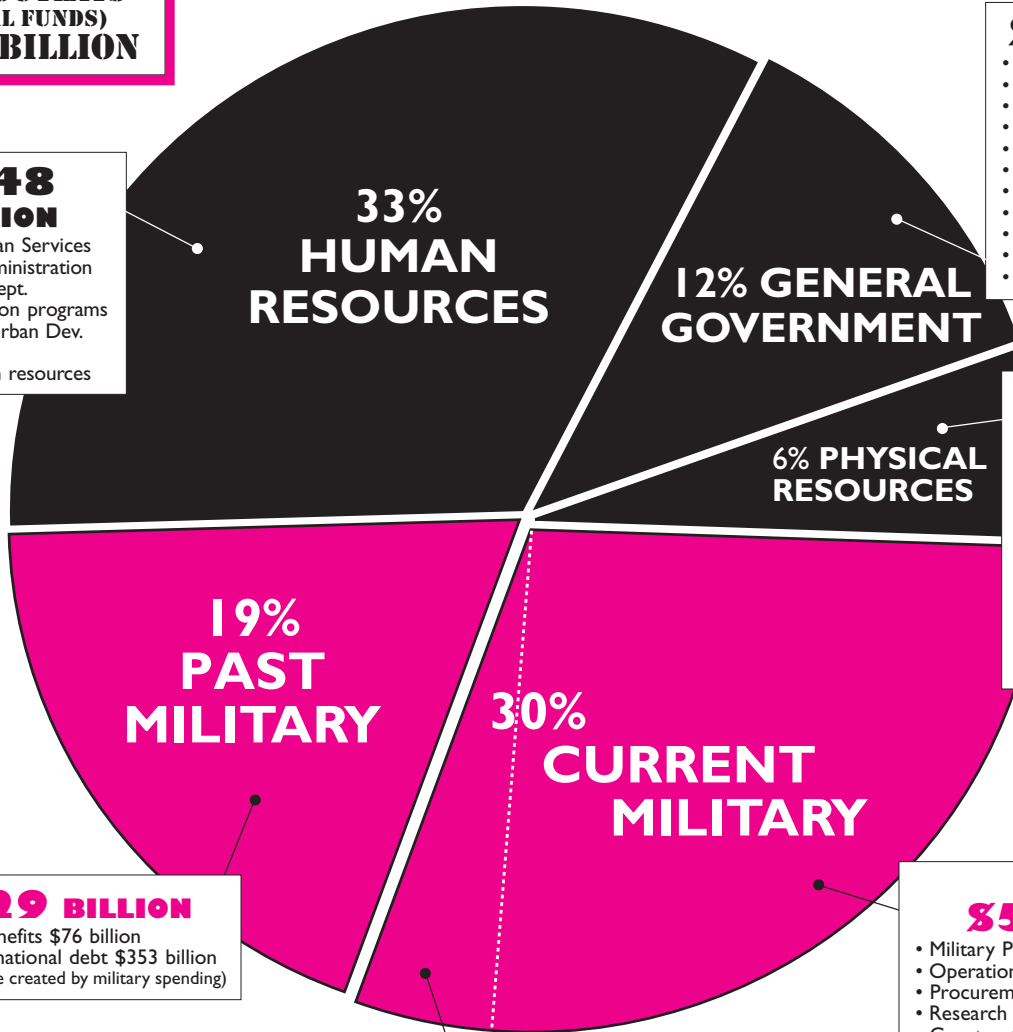
# WHERE YOUR INCOME TAX MONEY REALLY GOES

U.S. FEDERAL BUDGET 2007 FISCAL YEAR

**TOTAL OUTLAYS  
(FEDERAL FUNDS)  
\$2,251 BILLION**

**\$748  
BILLION**

- Health/Human Services
- Soc. Sec. Administration
- Education Dept.
- Food/Nutrition programs
- Housing & Urban Dev.
- Labor Dept.
- other human resources



**\$281 BILLION**

- Interest on debt (20%)
- Treasury
- Government personnel
- Justice Dept.
- State Dept.
- Homeland Security (17%)
- International Affairs
- NASA (50%)
- Judicial
- Legislative
- other general govt.

**\$131 BILLION**

- Agriculture
- Interior
- Transportation
- Homeland Security (17%)
- HUD
- Commerce
- Energy (non-military)
- Environmental Protection
- Nat. Science Fdn.
- Army Corps Engineers
- Fed. Comm. Commission
- other physical resources

**\$429 BILLION**

- Veterans' Benefits \$76 billion
- Interest on national debt \$353 billion (80% est. to be created by military spending)

**BUDGETTED  
\$563 BILLION**

- Military Personnel \$110 billion
- Operation & Maint. \$162 billion
- Procurement \$90 billion
- Research & Dev. \$72 billion
- Construction \$8 billion
- Family Housing \$4 billion
- DoD misc. \$4 billion
- Retired Pay \$49 billion
- DoE nuclear weapons \$17 billion
- NASA (50%) \$8 billion
- International Security \$8 billion
- Homeland Secur. (military) \$27 billion
- Exec. Office of President \$2 billion
- other military (non-DoD) \$2 billion

**UNBUDGETTED  
\$100 BILLION (est.)**

*Most of the spending for the wars in Iraq and Afghanistan is not included in the President's Budget but the Administration will seek supplemental appropriations later this year as it has in the past three years. This is likely an underestimate.*

**HOW THESE FIGURES WERE DETERMINED**

“Current military” includes Dept. of Defense (\$449 billion), the military portion from other departments (\$114 billion), and an unbudgetted estimate of supplemental appropriations (\$100 billion). “Past military” represents veterans’ benefits plus 80% of the interest on the debt.\* For further explanation, please go to [www.warresisters.org/piechart.htm](http://www.warresisters.org/piechart.htm).

These figures are from an analysis of detailed tables in the “Analytical Perspectives” book of the *Budget of the United States Government, Fiscal Year 2007*. The figures are federal funds, which do not include trust funds — such as Social Security — that are raised and spent separately from income taxes. What you pay (or don’t pay) by April 17, 2006, goes to the federal funds portion of the budget. The government practice of combining trust and federal funds began during the Vietnam War, thus making the human needs portion of the budget seem larger and the military portion smaller.

\*Analysts differ on how much of the debt stems from the military; other groups estimate 50% to 60%. We use 80% because we believe if there had been no military spending most (if not all) of the national debt would have been eliminated.

**The Government's Deception**

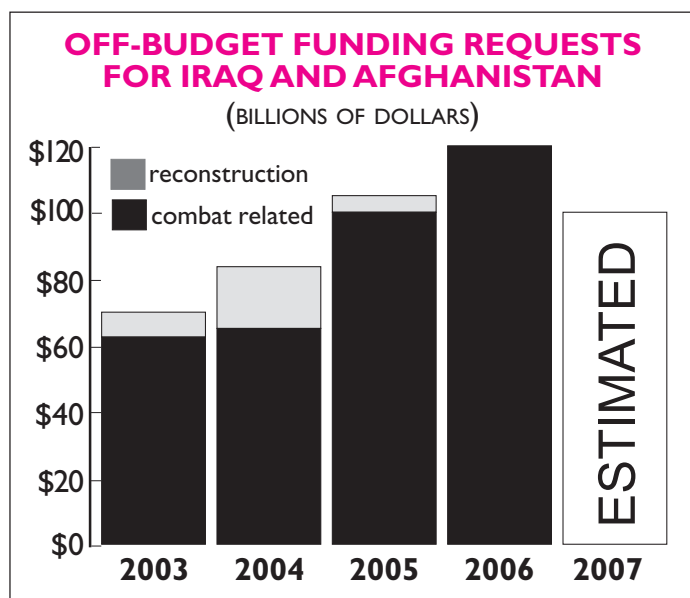
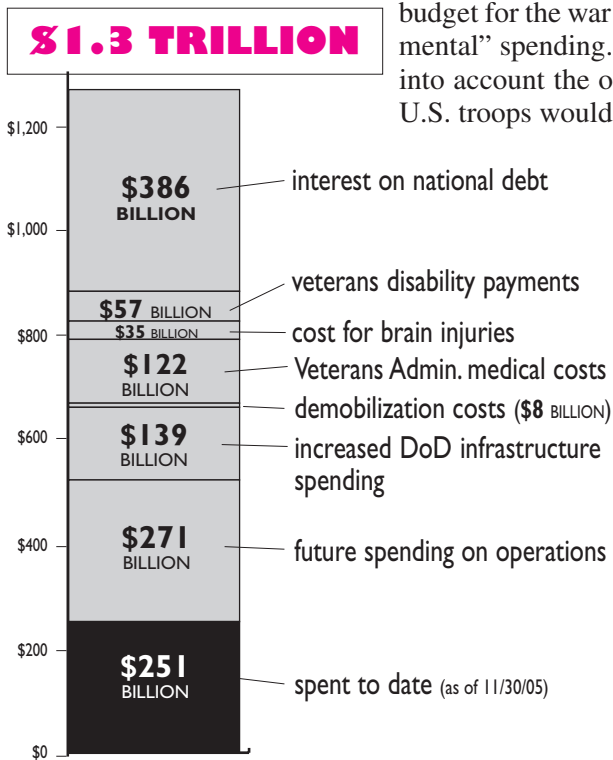
The pie chart (right) is the government view of the budget. This is a distortion of how our income tax dollars are spent because it includes Trust Funds (e.g., Social Security), and the expenses of past military spending are not distinguished from nonmilitary spending. For a more accurate representation of how your Federal income tax dollar is really spent, see the large graph.

Source: *New York Times*, Feb. 7, 2006, based on Budget of the United States FY 2007.

# PAYING FOR WAR

## HOW MUCH AND FOR HOW LONG?

**THESE CHARTS SHOW TWO VIEWS OF THE COSTS OF THE CURRENT WAR.** On the right, the money allocated each year to pay for ongoing military and some rebuilding expenses in Iraq and Afghanistan. The Bush Administration has refused to budget for the war but instead asks Congress for special funding each year, called “supplemental” spending. The bar on the left shows a recent analysis of Iraq war costs that takes into account the operational costs *plus* interest on the debt and veterans costs, assuming U.S. troops would remain in Iraq to 2015.



SOURCE: Linda Bilmes and Joseph Stiglitz, *The Economic Costs of the Iraq War*, [www2.gsb.columbia.edu/faculty/jstiglitz/cost\\_of\\_war\\_in\\_iraq.pdf](http://www2.gsb.columbia.edu/faculty/jstiglitz/cost_of_war_in_iraq.pdf)

## The Administration's Initial Estimates

SEPT. 2002: **“Very, very high.”** Budget Director **Mitch Daniels** commenting on Economic Advisor Lawrence Lindsey's estimate (which cost him his job) that a war in Iraq might cost anywhere \$100 billion to \$200 billion

SEPT. 2002: **“You don't know if it's going to last two days or two weeks or two months. It certainly isn't going to last two years.”** Secretary of Defense **Donald Rumsfeld**

FEB. 2003: **“The oil revenues of that country could bring between \$50 and \$100 billion over the course of the next two or three years.”** Deputy Secretary of Defense **Paul Wolfowitz**

## WHAT YOU CAN DO

- Demonstrate and leaflet during tax season and on the last day of filing, Monday, April 17, 2006, at the IRS or a post office.
- Write the President and Congress and demand that war money be used for services instead. Write letters to the editor of your local paper. **Send them all copies of this flyer.**
- Refuse to pay the 3% federal excise tax on your phone bills. This tax has been used symbolically as a war tax since Spanish-American War. Though illegal, nonpayment of the tax is almost risk-free. See [www.hanguponwar.org](http://www.hanguponwar.org) for details.
- Refuse to pay all or part of your income tax. Though illegal, thousands of Americans are openly participating in this form of protest. You can take control of your paycheck and avoid contributing to the military. Contact us for information or referral to a counselor near you.

information or referral to a counselor near you.

- Contribute resisted tax money to an organization working to help people or to an alternative fund that pools tax money from resisters and gives grants to human needs and peace groups.
- Contact the National War Tax Resistance Coordinating Committee, PO Box 150553, Brooklyn, NY 11215, (800) 269-7464; [www.nwtrcc.org](http://www.nwtrcc.org). Support the Peace Tax Fund bill to allow 100% of your taxes to fund nonmilitary programs: (888) 732-2382; [www.peacetaxfund.org](http://www.peacetaxfund.org).

## RESOURCES

- Additional copies of this leaflet are available for 10¢ each (1-199), 7¢ each (200 - 499), 6¢ each (500+) plus 20% postage or call for exact amount.
- For sample brochures and resources on war tax resistance, send a self-addressed stamped (63¢) envelope to War Resisters League at the New York

address below.

- *War Tax Resistance: A Guide to Withholding Your Support from the Military*, 144-page handbook with history, methods and resources. \$15 plus \$2 bookrate or \$4 priority mail.

## LOCAL CONTACT:

## WAR RESISTERS LEAGUE

339 Lafayette Street, New York, NY 10012  
Tel (212) 228-0450  
Fax (212) 228-6193  
[wrl@warresisters.org](mailto:wrl@warresisters.org)  
[www.warresisters.org](http://www.warresisters.org)

